


5 Design Ideas We're Stealing From This Newly Renovated Diner

The Silver Lining Diner is all about American optimism and modern updates

By
Zoë Sessums

Photography by
Max Touhey

At Clever, we're experts at finding cool furniture and making the most of the tiniest spaces. But we're also pretty great at eating out—especially when it's in the pursuit of a spot with an extra fun interior. Whether it's a pizza shop with a disco ball oven or a restaurant filled with terrazzo dreams, sometimes we remember the atmosphere more than the meal. So when we stumbled upon the newly renovated Silver Lining Diner in Southampton, New York, we had to say that beyond the stack of pancakes and thick mugs full of coffee, the place put a smile on our face. It makes sense too: Diners have been seen as symbols of American optimism forever—everyone's welcome to come find a stool!

Formerly the Princess diner, the reopened restaurant is all about welcoming vibes and modern lines. MT Carney, a former Disney Studios executive who collaborated with partner and well-known designer Jeffrey Beers, made sure to include a lot of pale wood, stainless steel, and sunny accents. And since we're always trying to design our own spaces in fresh new ways, we're passing on some favorite elements that we'd be happy to recreate at home. 

Pick a power color

The first thing you'll notice when you step inside—and you might even spot through the windows from the outside—are the yellow booths. The diner's name is a reference to Montauk Highway's original name of Sunrise Highway, so the bright color is an apt choice. While you're probably not likely to fill your home with so much seating (but if you are, you do you!), it's an inspirational push to go big and bold with favorite colors and accent seating. Why not let the color that brings you the most joy fill your home?



It's hard not to feel optimistic when you're surrounded by all that yellow.

Add even more light with reflective chrome décor

Chrome and diner decor are like peanut butter and jelly: a classic combination. The building's layered arches of shiny silver, the Art Deco stainless steel panels, and the interior's shiny silver orbs give off so much extra light. We're really into how the typically midcentury finish has been coming back in updated styles and furnishings. It's often a more affordable option than brass or gold, so we urge you to get into chrome.




Light and color bounce off the shiny silver hanging lights.



Did you know that traditional diners are long and narrow to allow for easy road or rail transport to the restaurant's site? They're very similar in design to a mobile home.

Make your mirror a work of art

As with the booth idea, we don't expect you to turn your bathroom into a colorful fun house, but it's a playful DIY idea: covering a mirror with a piece of colored plexiglass. The bright blue surface, accented by a glamorous arrangement of light bulbs, makes the room captivating. We'd be into trying it ourselves with more muted hues like a soft sage or pink and perhaps adding a geometric shape instead of covering the whole mirror.




The men's room, seen here, is a vibrant blue. The women's room is covered in electric orange.

Rethink lighting placement

Silver Lining Diner does something really fun: They line the main counter bar with lots of small lamps. The extra bit of light and chic, shapely lamps give it homey feel, as if each couple of stools at the counter are occupying an intimate corner of a home. The design choice also makes us think it could look very cool to have one room in the house filled with little lighting elements—a maximalist dream.

<https://www.architecturaldigest.com/story/5-design-ideas-were-stealing-from-silver-lining-diner>

In contrast to the unassuming white pieces, the neon lighting is another vivid feature. Anchoring the center of the restaurant is a fixture of magenta and yellow squares that gives the place a pinky-purple glow. With all the reflective surfaces and white tiles, it's an instant way to add a pop of color.



The station of toppings and condiments is illuminated by the neon glow. Wouldn't it be fun to add a neon light to your own kitchen space?

Give your tile some style

There's a lot of different tilework going on in this diner, but really it's mostly about mixing up the colors and patterns with the same small hexagonal tiles. First, there's the main floor's organic arrangement of light brown and white tiles. Then there are the bathrooms, keeping things simple with white floors. The central bar is where things take a leap, with subway tiles lining the wall and sections of yellow mosaics adding a liveliness to the counter. What it all says to us is: Tile away! We'd recommend keeping the same shape or couple of shapes for consistency and ease of installation, but you can run wild by adding different colors and rotating the pieces in different directions.



We really love the yellow stripes made up of hexagonal tiles paired with the vertical subway tiles.